





A New Way of Life

Memory Verse:

Turn away from your sins. Turn to God. Then your sins will be wiped away...the Lord will make everything new. Acts 3:19 (NirV)

Scripture References:

-  Acts 3:19
-  Luke 19:1-10
-  John 14:6
-  Proverbs 16:25

Materials Needed:

- Bible
- Seeker Series #5, "Transformation" for each child
- Strips of cloth or bandanas
- Masking tape
- Paper
- Scissors
- Copy of pattern on page 11
- Poster board, cardstock or index cards
- String or yarn
- Scenarios from pages 12-13
- Chalkboard and chalk
- Weed with root system or picture of weed
- Copies of game pieces on page 14
- Pencils
- Markers



This lesson is based on **Seeker Series Issue #5: Transformation**. It is recommended that you read this story before class so that you are familiar with it. Make sure each child has their own copy.

Lesson Summary:

In this lesson, the children will learn:

- What repentance means
- Salvation leads to a change of life
- To turn away from sin and turn toward God

Teacher Introduction:

PowerMark Seeker Series Issue #5, "Transformation", clearly explains how to become a Christian. PowerMark explains to the Seekers that the Christian faith begins when we personally choose to believe in Jesus and live for Him. Therefore, our belief in Jesus should be shown by a change in our actions and attitudes.

Today the children will learn that when we become a Christian, we need to repent of our sins. To repent means to turn away from sin and turn toward God. When we are saved, our life should be changed. We should not live the same way we did before we met Jesus.

Through the Bible story of Zacchaeus, the children will learn that we need to show that we believe in Jesus and are saved by our actions. After Zacchaeus met Jesus, he chose to change his way of living and make things right.

As you prepare to teach this lesson, pray that the children will understand that living for God and leading a Christian life, means turning away from sin.

Life Point:

**Say "Yes" to God
and "No" to sin.**

Large Group Time

Supplies:

- Bible
- Strips of cloth or bandanas
- Masking tape

🕒 Lesson Introduction

Title: “God’s Way”

Purpose: To introduce the concept of repentance and turning toward God.

Preparation: Gather strips of cloth or bandanas. They need to be long enough to tie two legs together for the three-legged race. Create a starting line and finish line on the ground using the masking tape.

Instructions: In today’s lesson introduction the children will be playing a game called “The Three-Legged Race.” Select an even number of children, such as six to twelve children. Have the children find a partner to form groups of two.

Today we are going to play a game called “The Three-Legged Race.” In this game, you and your partner will run to the finish line with one of your legs tied to one of your partner’s legs forming a third leg. Have the children stand beside their partners. For the first race, each pair will stand side-by-side with one child facing forward and the other child facing backward. Using the strips of cloth or bandanas, tie their left legs together near the ankle. The partners take their place at the starting line. When you say “Go!”, the children will race to the finish line. For a longer race, they can race from the starting line to the finish line and back. After the race, ask:

- **Was it easy to run this race?**
- **Why was this race a little difficult to run?**
- **What would have made this race easier?**

Today, we are continuing last week’s lesson which began to answer the question “How Do I Become A Christian?” Last week we learned the key to salvation and becoming a Christian. What is it? (Allow response.) Answer: Believing in Jesus. Today we are going to learn the next step in becoming a Christian which is repentance. Repentance means to turn away from sin and choose to follow Jesus. It implies a change of mind, heart, attitude, and actions.

Before salvation, you are walking in the way of sin. That one-way road of sin was leading to spiritual death – being separated from God. When you believe in Jesus and receive His salvation from sin, you need to turn completely around (like a “U-Turn) and start walking God’s way. Going God’s way leads to eternal life in heaven.

We discovered in this first race that it is not easy to run the race when you and your partner are facing opposite directions. You struggled against each other, some of you fell down, and you all found out that it is not the best way to run the race smoothly. Running the race that way reminds me of a person who thinks that after

he becomes a Christian he can continue living his life for himself. He continues going his own way while God is trying to lead him in His direction. You cannot go God's way and your own way at the same time. You need to choose to turn away from sin and go God's way.

Have the children race again but this time they will both face the same direction. Tie the legs that are closest to each other together (one left leg and one right leg) and begin the race. After the race ask:

- Was this race easier than the first race?
- What made this race easier?

When you are both heading in the same direction, the race is easier to run. When we become a Christian and choose to turn away from sin and go God's way, our Christian life will be stronger and better. That's why Christians need to say "YES" to God and "NO" to sin.


© Bible Lesson

Supplies:

- Bible
- Paper
- Scissors
- Copy of pattern on page 11

Scriptures:

- Luke 19:1-10



Pattern for Bible Lesson

Title: "Zacchaeus"

Purpose: To show that our lives should change when we believe in Jesus.

Preparation: Make a photocopy of the pattern on page 11 or trace it on a larger piece of paper. The bigger the paper, the more visible it will be to the children. You may want to practice this ahead of time so that you are comfortable with telling the story while cutting the paper.

In the town of Jericho there lived a tax collector named Zacchaeus. Under Roman law, the people of Jericho had to pay taxes to Caesar. Zacchaeus cheated the people by charging them more money than they actually owed for taxes. He would keep the extra money for himself which made him rich. How would it make you feel if you were cheated like that? (Allow response.) Zacchaeus had a very bad reputation around town. No one had anything nice to say about Zacchaeus. They usually grumbled and complained about what a bad man he was. How would you feel if you were Zacchaeus? (Allow response.)

Cut from "A" to "B" while telling this portion. Cut only along the top line outlining the heads of the crowd – do not cut figure representing Jesus' body. One day, Jesus was passing through the city of Jericho on his way to Jerusalem. The news of his arrival spread throughout the city. "Jesus is coming," they excitedly proclaimed. Many people gathered along the sides of the street to see Jesus, the great teacher and miracle-worker. Zacchaeus heard the news that Jesus was coming. He had heard that Jesus was a friend of tax collectors. He even chose a tax collector to be one of his disciples. He quickly left his tax-collection booth because he also wanted to see Jesus. Why do you think Zacchaeus wanted to see Jesus? (Allow response.)

Unfold the paper to reveal the tree and crowd. **Zacchaeus joined the crowds gathered along the street but he was a short man and could not see over the crowds. Have you ever had a hard time seeing something or someone because you were too short? (Allow response.)**

Re-fold and cut from “C” to “D”. Do not cut the figure all the way. Stop short of the end so that the figure remains attached to the tree. **Zacchaeus saw a sycamore tree near the street and decided that if he wanted to see Jesus he would have to climb the tree. So he ran to the tree and slowly climbed up the branches until he was high enough to see over the heads of the crowd of people. Unfold to reveal the figure in the tree.**

Leave unfolded and cut from “E” to “F” (down, across and up) and then “G” to “H”. **As Jesus passed that way, He stopped and looked up into the tree. He saw Zacchaeus up in the tree. What would you do if you saw Zacchaeus up in a tree? (Allow response.) Jesus said, “Zacchaeus, come down immediately. I must stay at your house today.”**

Zacchaeus could hardly believe his ears. He may have thought to himself, “Jesus wants to go to my house?” He quickly climbed down the tree. Pull the figure from the tree and move it down with the Jesus figure. Zacchaeus was glad that Jesus wanted to stay at his house. How would you feel if Jesus told you He wanted to go to your house? (Allow response.)

When the people heard that Jesus was going to stay with Zacchaeus they grumbled, “Jesus has gone to be the guest of a ‘sinner.’” Of all the people Jesus could have stayed with, He chose Zacchaeus, one of the most hated people in town. Why do you think Jesus chose to go to Zacchaeus’ house? (Allow response.)

Jesus loved Zacchaeus. Even though Zacchaeus was a cheat, a thief, and a sinner, Jesus knew that Zacchaeus’ life could be changed. Jesus came to offer Zacchaeus salvation.

After meeting Jesus, Zacchaeus’ life really did change. He said to Jesus, “Look, Lord! Here and now I give half of what I own to those who are poor. And if I have cheated anybody out of anything I will pay it back. I will pay back four times the amount I took.” Zacchaeus’ actions proved that he was truly changed by Jesus. He repented, or changed his way of living, and made things right before God and man. He turned away from his life of sin and chose to follow Jesus.

Jesus said to Zacchaeus, “Today salvation has come to your house. The Son of Man came to look for the lost and save them.” Jesus truly is a friend of sinners and when one sinner meets Jesus, his or her life can be changed just like Zacchaeus.

This Bible story is a great example of what we should do when we choose to follow Jesus. We need to turn away from sin and follow Jesus. That is what repentance is all about, turning away from sin. Once Jesus saves us from our sins, we need to leave our life of sin

and choose to live as Jesus did. Jesus said “YES” to God and “NO” to sin. With His help, we can, too.

© Lesson Activity

Supplies:

- Bible
- Scenario from pages 12-13
- Poster board, cardstock or index cards
- Black marker
- Scissors
- String or yarn
- Masking tape

Title: “God’s Way or My Way”

Purpose: To illustrate that God’s way is always best.

Preparation: Make 8 cards from card stock or index cards. Make sure the cards are the same color. On one side of 4 cards write, “My Way.” On one side of the other 4 cards write, “God’s Way.”

Cut 2 lengths of string measuring 30 cm (12 inches).

Begin by choosing two children. Make sure they can understand the scenarios on pages 12-13. Indicate a starting line or use the masking tape to create one. The children will stand on the starting line. Give each child one length of string.

Play: Read the first scenario from page 12 to child #1. The teacher will then fan the cards, allowing the children to see only the blank side of the cards. The child will choose one card. The card is revealed. If the card says “My Way” the child does not move and the teacher reads the sentences under “My Way” in the lesson. If the card says “God’s Way” the teacher reads the sentences under “God’s Way” and the child straightens out the string and takes 1 step the length of the string. Play now moves to the second child. The same process is repeated until all scenarios have been read.

After the game has been played, say the following: **Even after we believe in Jesus and repent we will be faced with many choices. Each time, we can choose whether we will follow God’s way or our own way. When we follow God’s way we will receive His blessing. When we follow our own way we will face the consequences of our choices. God will teach us as we learn to follow after His way instead of our own.**

© Bible Verse

Supplies:

- Bible
- Chalkboard and chalk

Turn away from your sins. Turn to God. Then your sins will be wiped away...the Lord will make everything new. Acts 3:19 (NirV)

Purpose: When the verse is taught using actions or an activity, the children will learn the verse easier and will retain it in their memory longer.

Preparation: Write the verse on the board.

Have the children say the verse with you a few times. Divide the class down the middle so that team one is on the right side and team two is on

the left side. **We are going to say the verse “Ping-Pong” style. Team One (on the right) will begin the verse by jumping to their feet and saying the first word of the verse (“Turn”). They quickly sit while team two (on the left) jumps up, says the next word of the verse (“away”), and then quickly sits. Team One jumps up and says the third word (“from”) and this continues back and forth until the verse in completed.** Begin the verse and point to each team when it is their turn to jump up and say a word. After completing the verse once, do it again. This time begin with team two and see if the class can say the verse faster.

This verse teaches us that we need to turn away from our sins and turn to God. That is what the word repentance means. God promises that when we turn away from our sins and turn to Him, our sins will be wiped away and He will make us new. Let’s choose today to say “YES” to God and “NO” to sin.

Small Group Time

© Small Group Activity #1

Supplies:

- Bible
- Weed with roots or a picture of a weed and roots



Title: “Weeds”

Purpose: To illustrate how sin, like a weed, needs to be properly removed so that it does not continue to grow.

Preparation: If possible, bring a weed, roots and all, to class with you. If you can’t bring a weed, draw a picture of a weed including the roots.

Hold up the weed. **Who knows what this is?** (Allow response.) **This is a weed that I pulled from the ground. Have any of you ever had the job of pulling weeds?** (Allow response.) **How many think it is fun pulling weeds?**

Weeds, thorns and thistles are a result of the curse of sin. Before Adam and Eve sinned, the garden was perfect. The ground didn’t produce weeds. But after they sinned, weeds grew up among the grass and plants causing hard work for Adam. So this weed will be an example of sin.

Do people plant weeds? (Allow response.) **No, we usually want to get rid of weeds. What could happen if you let weeds go unattended?** (Allow response.) **The weeds could take over your flowerbeds or yard. Weeds seem to have a way of multiplying and spreading across the lawn, garden or flowerbed.**

Just like weeds, sin also has a way of multiplying or growing. One sin can easily lead to another. Soon, perhaps many sins grow from that one original sin. For example, let’s say you tell a lie to your parents. You usually have to tell another lie to cover for your first lie. Then you tell another lie for the lie you just told to cover your first lie. On and on, it continues until the one lie grows into several lies.

Weeds also have a way of ruining a beautiful yard or flowerbed. The thorns and broad leaves of the weeds grow among the beautiful flowers making the flowerbed look messy and unkept. Sometimes, the weeds even rob the plants, grass or flowers from the water and nutrition they need to grow. The weed's deep roots suck up the nutrients from the soil before the shorter flower's roots have a chance. The big leaves of the weeds spread out and cover the grass or flowers robbing them of the sunlight they need to stay healthy and grow. The weeds choke the life out of the flowers, grass or plants.

Sin is the same way. It has a way of making a mess of our life. Many people have problems in their life because of the sinful habits they have. These habits have caused unhappy circumstances in their life. Many people don't know that God created them to have a relationship with Him and so they choose to worship idols, spirits or nothing at all. When we accept Jesus' gift of forgiveness, we receive His spirit into our life to help us get rid of our sinful habits and attitudes.

So what should we do with weeds that grow in our flowerbeds, yard, or garden? (Allow response.) We should pull them out. But sometimes the weeds are hard to pull out. That is because they have long roots that take hold in the soil. Sin also has long roots that hold onto our lives. It may be hard for some people to turn away from all of their sins.

I have tried to pull weeds from the flowerbeds that were hard to completely remove. Sometimes, the top of the weed would snap free leaving the roots still in the ground. Did that kill the weed? (Allow response.) No, as long as the root is in the soil, the weed will continue to grow even though it appears to be gone. To properly remove a weed, you have to pull it all from the soil, including the root.

The same is true with sin. When we become a Christian by believing in Jesus and asking God to forgive us of our sins, we need to turn away from all of our sins. We need to let God help us remove the roots of sin from our life. With the roots of sin gone, we can grow into the strong Christian that God wants us to be. That can happen when we say "YES" to God and "NO" to sin.

© Small Group Activity #2

Supplies:

- Bible
- Card Stock or Colored Paper
- Story Pieces from Page 14
- Marker
- Scissors

Title: "Bible Story Match Up"

Purpose: To review the Bible lesson.

Preparation: Copy the sixteen Zacchaeus story pieces from page 14 onto card stock and cut them out. Turn the papers over and shuffle. Number each piece of paper, on the blank side, 1 to 16. Make one set for each 4 to 5 children.

How to Play: Lay the cards, with numbered sides up, on the floor or table. Children take turns turning over two cards at a time. If the two cards

make a correct sentence, the child may keep the cards and take another turn. If the cards do not match, he or she turns them back over and the next child takes a turn. When all the cards have been matched, have children put the sentences in order to complete the Bible story. See the example below of how to set up the game.

1	2	Zacchaeus lived	4
5	in Jericho.	7	8
Sycamore tree to see Jesus.	10	11	12
13	14	15	He climbed up a

© Bible Verse Review

Supplies:

- Bible
- Large index cards or card stock or poster board
- Markers

Turn away from your sins. Turn to God. Then your sins will be wiped away...the Lord will make everything new. Acts 3:19 (NIRV)

Purpose: To review the Scripture Verse and encourage the children to memorize it.

Game: "Team Build-A-Verse"

Preparation: Make large equal size cards from the poster board or use large index cards. On the cards, write the verse and reference, two or three words of the verse on each card. You will need two sets of the verse cards. Both sets should use the same color of poster board.

Activity Instructions: Have the children say the verse with you several times until they are familiar with it. Divide the children into two teams. Teams line up on each side of the room. Shuffle both sets of verse cards and place them face down on the floor between the two teams.

Assign each child a number (i.e., 1 to 5). Use the same set of numbers for each team so that each team will have a child numbered 1, 2, 3, and so on. To begin the game, call out one of the assigned numbers. The children from each team who were assigned that number quickly picks up any one of the verse cards on the floor and brings it back to his or her team. Repeat the process.

As the children bring cards back to their team, each team tries to put the

verse in order. If a child brings a card the team already has, the player from that team who is called next returns the card to the pile and then chooses a new card. The team that puts the verse in order first is declared the winner. Repeat the game if time allows.

© Life Application

Supplies:

- ❑ PowerMark
Seeker Series #5
“Transformation”
books (one for
each child)

Purpose: To find ways to apply this lesson to daily living and encourage the children to change their lives in order to live the way God wants them to live.

Review up to page 8. Begin reading the book at page 8 as a group. Here are some ways to read the book together:

- You read the book aloud as the children follow along.
- The children can take turns reading. Each child reads one page.
- You can assign the children to read the parts of particular character(s) (PowerMark, Yaro, Shanti, Amber, Mr. Bala, etc.)
- The children can read the book on their own, quietly.

After reading the book, ask the following questions. Have the children raise their hand if they want to answer a question. Only one child should answer at a time. Make sure the discussion is not dominated by only one or two children. Encourage all of the children to be involved in the discussion.

Be careful not to approach this time as a test with you, the teacher asking questions and the children giving the correct answer. Instead, spend the time in a conversational manner with the children. Listen to what the children have to say about the book, especially the Bible portion of the story. By listening you will be able to assess how well they understand the gospel presentation through the Seeker’s Series.

1. **Knowing that God is able to forgive our sins, is it okay to continue sinning and then just ask God to forgive you later?** *No. You have to repent and be truly sorry for your sin (page 9).*
2. **What does it mean to repent?** *It means to turn away from your sins (page 9-10).*
3. **What gift has God offered us?** *The gift of forgiveness (page 10).*
4. **What do we have to do to receive His gift?** *We must accept the gift of forgiveness to become saved from our sin (page 10).*
5. **What does the Bible promise those who believe in Jesus and follow Him?** *Eternal life in heaven with God (page 11).*
6. **What does the word eternal life mean?** *It means living forever. Even when our body dies, our soul continues to live forever in heaven (page 11).*
7. **If you are not a Christian, where will you spend eternity?** *You will spend eternity in a place of punishment (page 11).*
8. **What is another word the Bible uses for becoming a Christian?**

Being born again (page 11).

9. **When you become a Christian, what is your relationship with other Christians?** *Brothers and sisters in Christ* (page 11).
10. **God has given each of us a choice. What is it?** *To believe and follow Jesus and be able to spend forever with Him or to live with sin and live forever separated from God* (page 12).
11. **Are there other ways to get to heaven besides through Jesus?** *No. Jesus is the only way to enter heaven. There is no other religion, idol or way of living that will wash away your sins and allow you into heaven* (page 12).
12. **What does Jesus want us to do once we become a Christian?** *He wants us to tell our family and friends about Him* (page 12).

Next week, we'll learn how to live a Christian life.

© Closing Prayer


Since this lesson introduces the concept of salvation and repentance, take this opportunity to invite the children to accept Jesus as their Savior and turn away from their sins. Draw their attention to pages 8-12 in Seeker Series #5, "Transformation." Take some time to briefly explain the way of salvation through Jesus, God's Son.

End the small group time in prayer. Instruct the children to bow their heads and close their eyes. Ask if anyone would like to ask Jesus to take away their sin. Lead those that respond in a salvation prayer. Break the prayer into small phrases and have the children repeat the prayer after you. Here is a sample prayer of salvation:

**Dear God,
I am sorry for all of my sin.
Please forgive me...
For all of the wrong things...
I have done, said, and thought.
I believe Jesus died on the cross...
So my sins could be taken away...
And He came back to life...
Three days later.
Please come into my life...
And help me love You...
And live like You want me to live.
Thank You for taking my sin away...
And loving me.
In Jesus' name I pray. Amen.**

In addition to the prayer of salvation, allow time for the children to share prayer requests or praise reports. After they have shared, pray for their needs and praise God for their praise reports. You can also have the children volunteer to pray for each others' needs. As you are praying, summarize what was learned today.

Pattern for "Zacchaeus" Story
Adapted from "Snip-And-Tell Bible
Stories" by Karyn Henley
Page 96-98



“God’s Way or My Way” Lesson Activity Scenarios

SCENARIO 1

There is a bully a school that always makes fun of you. He calls you names and spreads rumors about you.

GOD’S WAY	MY WAY
Matthew 5:44: Love your enemies and pray for those who persecute you...	Make fun of him or if I’m afraid, hide from him. Spread rumors about him. Hate him.

SCENARIO 2

You didn’t have time to study for an exam at school. While taking the exam you notice that you can easily see the answers of a classmate.

GOD’S WAY	MY WAY
Psalm 101:7: No one who lies and cheats will live in my house. No one who tells lies will serve me.	My parents want me to get good grades so I should use the answers from my classmate.

SCENARIO 3

The teacher brought one piece of candy for each child in the class. After making sure each child received one piece, there were eleven left over pieces. She placed them on her desk. The telephone rang and she was distracted for a few minutes. You can easily reach the candy.

GOD’S WAY	MY WAY
Exodus 20:15: Do not steal.	All the children already received a piece of candy. She wouldn’t notice that 1 was missing. It wouldn’t hurt anyone if I took one.

SCENARIO 4

You are talking with your friends and they start cursing and telling dirty jokes.

GOD’S WAY	MY WAY
Ephesians 4:29: Don’t let any evil talk come out of your mouths. Say only what will help to build others up and meet their needs. Then what you say will help those who listen.	Join in and laugh with my friends. Or, stand there and don’t say anything.

“God’s Way or My Way” Lesson Activity Scenarios

SCENARIO 5

Your older cousin asks you why you care what the Bible says. She tells you there are many ways to find God. Everyone finds their own way. What matters is that you are happy.

GOD’S WAY	MY WAY
Exodus 20:3: Do not put any other gods in place of Me. John 14:6: Jesus answered, "I am the way and the truth and the life. No one comes to the Father except through Me.	It doesn’t matter what god I choose to worship.

SCENARIO 6

When you tell your friend that we all need to know God and have a relationship with Him if we want to go to heaven when we die. They tell you that they’re a good person and will go to heaven when they die.

GOD’S WAY	MY WAY
Romans 3:23: Everyone has sinned. No one measures up to God's glory.	Decide that the Bible doesn’t affect me.

SCENARIO 7

You get angry with your younger brother because he’s always in your way. Your mother leaves the two of you alone. She tells you to take care of him. You decide to lock him in a room so he won’t bother you.

GOD’S WAY	MY WAY
Ephesians 4:32: Be kind and tender to one another. Forgive each other, just as God forgave you because of what Christ has done.	He deserves what you’ve done to him because you’ve asked him many times to leave you alone. This will teach him a lesson.

SCENARIO 8

There’s a new boy/girl at school. They have a speech problem. They’re not able to form their words well. When you’re together with your friends you make fun of this boy/girl and decide not to be friends with them.

GOD’S WAY	MY WAY
Luke 6:31: Do to others as you want them to do to you.	It really wasn’t your idea not to be their friend. They’ll find other friends.

**“Bible Story Match Up”
Small Group Activity #2**

Zacchaeus lived	in Jericho.	Zacchaeus was a	tax collector.
When Jesus came into town	the people came out to see Him.	Zacchaeus wanted to see Jesus	but he was too short to see over the crowd.
He climbed up a	Sycamore tree to see Jesus.	When Jesus saw him up in the tree, He said,	“Zacchaeus come down. I must stay at your house.”
Zacchaeus came down	and took Jesus to his house.	Zacchaeus turned away from his sins	and followed Jesus.